



JUMPER CABLE

WJ2526

UL GRADE:

UL STYLE : 2651
Rate temperature : 105°C
Rate voltage : 300.V
Flame Test : VW-1

CONDUCTOR:

Solid

AWG size : 26 AWG.
Number of solid in each conductor : 7/0.16 mm.
Lay of strands in each conductor : 0.6 inch at least.
Cross sec. area : 253 mil.
Quantity : 2 ~ 42 pins

INSULATION:

Material of insulation: polyvinyl chloride (PVC) gray
Insulation thickness average: 9 mil.
Min. insulation thickness: 7 mil.

PHYSICL PROPERTIES:

after 7 days air oven at 136°C

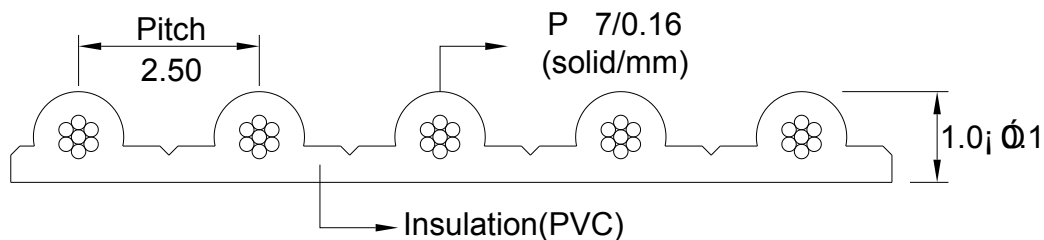
Average tensile strength: 1500 lbs/inch².
Percent of original: 70% at least.
Average elongation: 200%.
Percent of original: 65% at least.

ELECTRONIC CHARACTERISTICS:

Spark test : 2500V
Dielectric strength test : Min. 2 KV in 1 minute.
Conductor resistance : Max. 148 Ω/km.
Insulation resistance : Min. 100MΩ.

Capacity : 24pF/m.
Inductance : 1.4μH/m.
Impedance: 90Ω.
Propagation Delay Time : 4.2ns/m

CONSTRUCTION DRAWING:



USAGE:

Solid

Used for most electronic equipments which require higher current as Jumper wire or short-distance connection.

JUMPER CABLE WJ2526

SAMPLES:

WJ2526

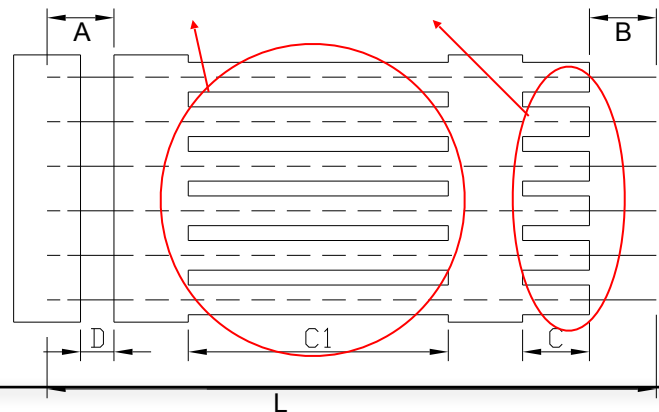


We handle stripping work for 2.0mm pitch.
When ordering, please specify as following:

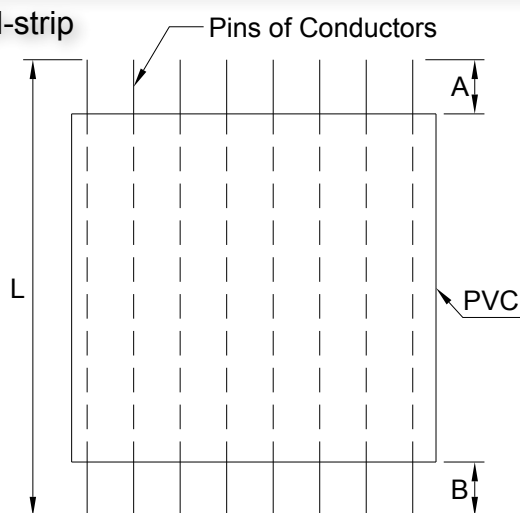
PLAB

P : Pin (Number of Conductors)
L : Length 20mm or more.
A : 3~20 mm
(full-strip : 2~20 mm, semi-strip : 3.5~20 mm)
B : 3~20 mm
(full-strip : 2~20 mm, semi-strip : 3.5~20 mm)
C : 3~35 mm (u-cut, Max 36 pins)
C1 : Min. 35 mm (branches, Max. 36 pins)
D : $D < A$ or B (semi-strip)

Branches and U-Cut



Full-strip



Semi-strip

